

Introduction to IEL database APP "MyXplore"

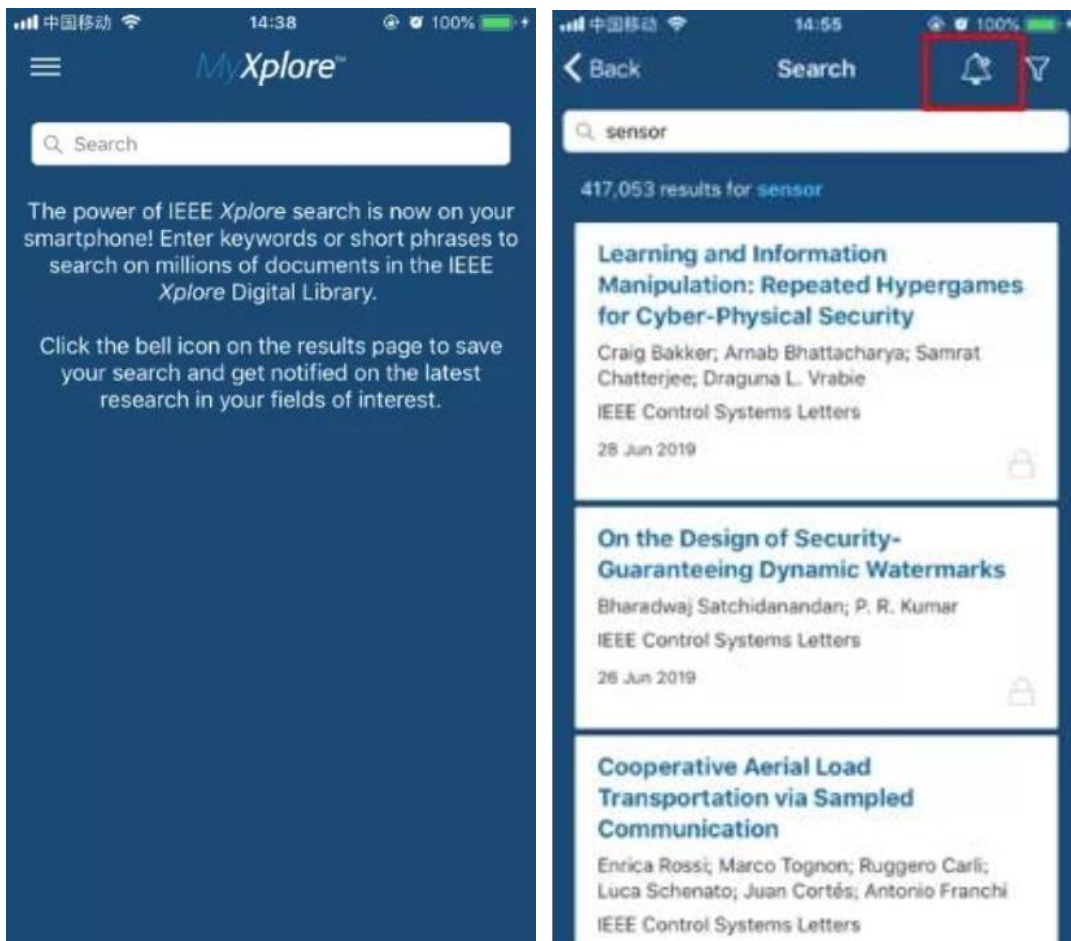
The all new MyXplore App helps you save time and keep up to date with the latest research in your field at any time and place! This handy App can set reminder notifications based on your research interests, and you can receive notifications on your mobile phone when new content of related fields is released. You can browse article titles, author information, and abstracts through MyXplore and get linked to IEEE Xplore for full text (you may need to log in or subscribe).

Login settings:

1. For Android and IOS users, search for and download "MyXplore" in the app store.

2. Open the software and click Create Account to register an account. If you have an IEEE member account or an IEEE Xplore personal account, you can log in directly

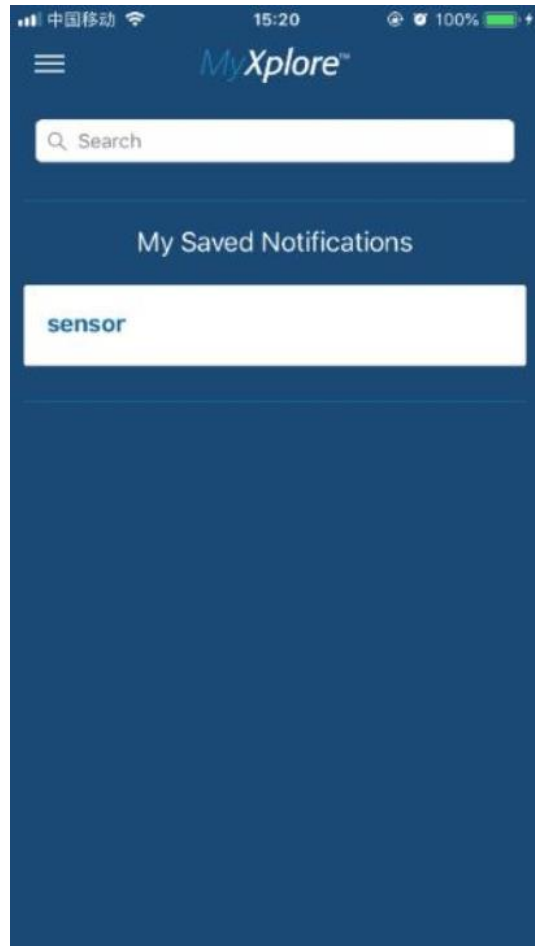
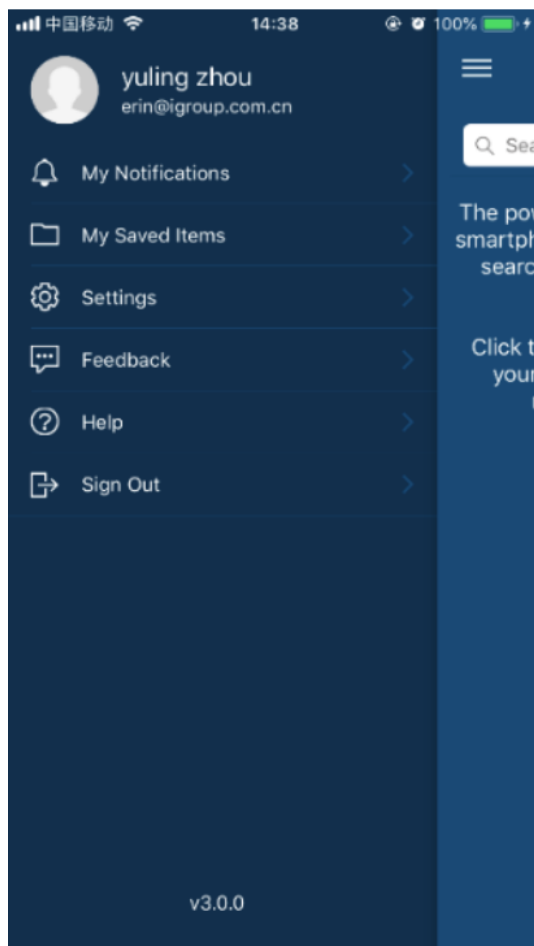
3. After logging into the account, you can search directly on the first page. Click the bell icon in the upper right corner of Figure 2 below on the search result page to set content reminder for the term searched. After IEEE Xplore has related content update, you can receive notifications in the first time.



4. Directly open the title of the article to view the title, abstract, and author information of the article. Click "See More at IEEE Xplore" for full-text and more details. The folder in the upper right corner of the figure below saves the documents you are interested in.



5. In the "more settings" in the main page, open "My Notification" to view the content reminder settings; all reminders are sent to you via email by default. To receive content reminders via "MyXplore", please open "Push Notification" via "Settings".



Open "My Saved Items" to view documents saved previously.



More software setup questions can be found through the "Help", and you are welcome to feedback more comments.